



# Review Card 13



## How to ...

...boost cooperation between teachers?

## SLDs and teachers' information

The awareness of SLD and the measures put in place in order to ease students experience in school is ever growing. Nowadays, technology allows us to find a plenty of information on what are the learning disorders how to deal with it daily. However, it can be difficult to discern the right sources from the bad ones and even then, nothing quite compares to the experience of a fellow teacher that could guide you through what worked and what didn't, what to pay attention to, what to be aware of, which tips to follow, etc.

Communication and cooperation with other teachers could give access to a wealth of hands-on, verified information, that fellow teachers could use in order to be more efficient, and more knowledgeable, without having to spend hours and hours doing research and a lot of trial and errors. Here are several ways to go about it.

## The teacher's Diary

One adaptation does not fit all. Therefore, teachers try the different techniques until they find the one that is good for their dys student. It is good to share that knowledge and note down how each of them works, or doesn't work, for whom and why.

This will allow the teacher to keep a clear vision on the progress or regress they have made with their pupil, but also on the techniques used, when and which ones are the most efficient.

Furthermore, if they are noted down, it is easier to share them with other teachers afterwards so that they may learn from your experience as well. Teachers could also share them online, which brings us to the next point.

It can also be useful to have them on hand in case you are sick or on maternity leave for example, so that the stand-in teacher may have a basis to work with and continue to offer efficient lessons.

**PROGRESS SHEET**

**Student:**



**Name:** \_\_\_\_\_ **Teacher**  
**Age:** \_\_\_\_\_ **Class:** \_\_\_\_\_

What is the challenge?  
.....  
.....

What did I put in place in order to remedy that?  
.....  
.....

What were the results?  
.....  
.....  
.....

How can I improve the process?  
.....  
.....  
.....

 This project has been funded with support from the European Commission. Its content and material reflect the views only of the authors, and the Commission cannot be held responsible for any use which may be made of the information contained therein. 

**PROGRESS SHEET**

**Student:**



**Name:** \_\_\_\_\_ **Teacher**  
**Age:** \_\_\_\_\_ **Class:** \_\_\_\_\_

Feedback from colleagues?  
.....  
.....

Feedback from the student?  
.....  
.....

Feedback from the parents?  
.....  
.....  
.....

Next steps  
.....  
.....  
.....

 This project has been funded with support from the European Commission. Its content and material reflect the views only of the authors, and the Commission cannot be held responsible for any use which may be made of the information contained therein. 

## Online Sharing

Quite a few teachers are already creating and using sharing platforms. You may want to create your own common Dropbox where you could upload your files and maybe share them with your colleagues, or you could have the information on Google drive as well. In case you want to share on a larger scale, there are some platforms in the form of websites that were created by teachers, for teachers and allow online sharing. In Belgium, you can find a lot of materials on the website [enseignement.be](http://enseignement.be) and you can find a detailed list of the different platforms you may find on it.

For other countries, you may find a couple listed down under.

- TES Connect, in the UK; they are “an education business supporting teachers, school staff and schools to succeed in every aspect of their teaching life. Our technology and services exist to make your teaching life easier.”<sup>1</sup>
- Share my Lesson, in the United States, the platform is built by educators, for educators, they bring together a community of teachers, paraprofessionals, school-related personnel, parents, educational partners, union members and non-union members to join in our effort to provide their community of members high-quality and effective lesson plans—many of which are aligned to standards—and professional development resources.

- Bam Radio Network, a network where more than 15 000 teachers share what works for them and what doesn't in the form of videos mainly, but also articles.

For French speakers, you may also find the following platforms;

- A2Profs French platform that focus especially on more experienced teachers that are tutoring younger teachers.
- Etreprof which is quite similar to the previous one.

## Social Networks

Much simpler, teachers can exchange on forums or dedicated pages on Facebook about their challenges. Maybe their school or region or organisation or alumni network has a Facebook page or a blog on which they can all exchange on their experience. They may also tweet about their experiences or showcase their students' work, which could also be an incentive for them to produce quality work.